

OPENING DAY PROCEDURES (2-WEEK CAMPS)

South Camp Check-In

Sunday 1:00 or 1:30 PM based on your cabin number (arrive no earlier than than your scheduled time)

1. Park on A-Field.
2. Wait in your car until a staff member conducts your health screening.
3. Proceed to your cabin with your gear.
4. Meet your cabin leaders and sign a Camper Security Form.
5. Help your camper move in. Only one parent/guardian per camper will be allowed in the cabin.
6. If you still need to make a Camp Store deposit, go to the Camp Store (east side of TPAC).
7. If you have medications, go to the Dining Hall.
8. Say goodbye and depart no later than 1:45 or 2:15 PM based on your scheduled arrival time.

North Camp Check-In

Sunday 1:00 or 1:30 PM based on your cabin number (arrive no earlier than than your scheduled time)

1. Park on the North Camp Field.
2. Wait in your car until a staff member conducts your health screening.
3. Proceed to your cabin with your gear.
4. Meet your cabin leaders and sign a Camper Security Form.
5. Help your camper move in. Only one parent/guardian per camper will be allowed in the cabin.
6. If you still need to make a Camp Store deposit, go to the Camp Store (east side of TPAC).
7. If you have medications, go to the Dining Hall.
8. Say goodbye and depart no later than 1:45 or 2:15 PM based on your scheduled arrival time.

CLOSING DAY PROCEDURES (2-WEEK CAMPS)

South Camp Check-Out


Friday 6:00 PM (arrive no earlier than 6:00 PM)

1. Park on A-Field.
2. Go to your cabin to check-out your camper with your cabin leaders. Remember that cabin leaders are permitted to release campers only to the adults identified on the Camper Security Form.
3. Pack your gear into your car.
4. Go to the Basketball Court to sign-up for next summer, collect your medications, and donate to Project 141.
5. Go to the Camp Store (TPAC) to make final purchases. Most families leave their remaining store funds behind as a donation to our Campership Fund, which helps disadvantaged kids attend camp.
6. Go to the "coffin" and clothesline at the Camp Office to collect your belongings from Lost and Found.
7. Say, "see you later," and depart no later than 6:45 PM. Have a safe trip home.

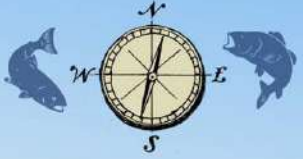
North Camp Check-Out

Friday 6:00 PM (arrive no earlier than 6:00 PM)

1. Park on the North Camp Field.
2. Go to your cabin to check-out your camper with your cabin leaders. Remember that cabin leaders are permitted to release campers only to the adults identified on the Camper Security Form.
3. Pack your gear into your car.
4. Go to the North Camp Barn to sign-up for next summer, collect your medications, and donate to Project 141.
5. Go to the Camp Store (TPAC) to make final purchases. Most families leave their remaining store funds behind as a donation to our Campership Fund, which helps disadvantaged kids attend camp.
6. Go to the "coffin" and clothesline at the Camp Office to collect your belongings from Lost and Found.
7. Say, "see you later," and depart no later than 6:45 PM. Have a safe trip home.




YMCA
CAMP TAKODAH
 55 Fitzwilliam Rd, Richmond, NH 03470
 (603) 239-4781
www.camptakodah.org





CONTACT & DIRECTIONS



CAMP TAKODAH

Please note that the map is simplified and not to scale.

Summer Contact Information

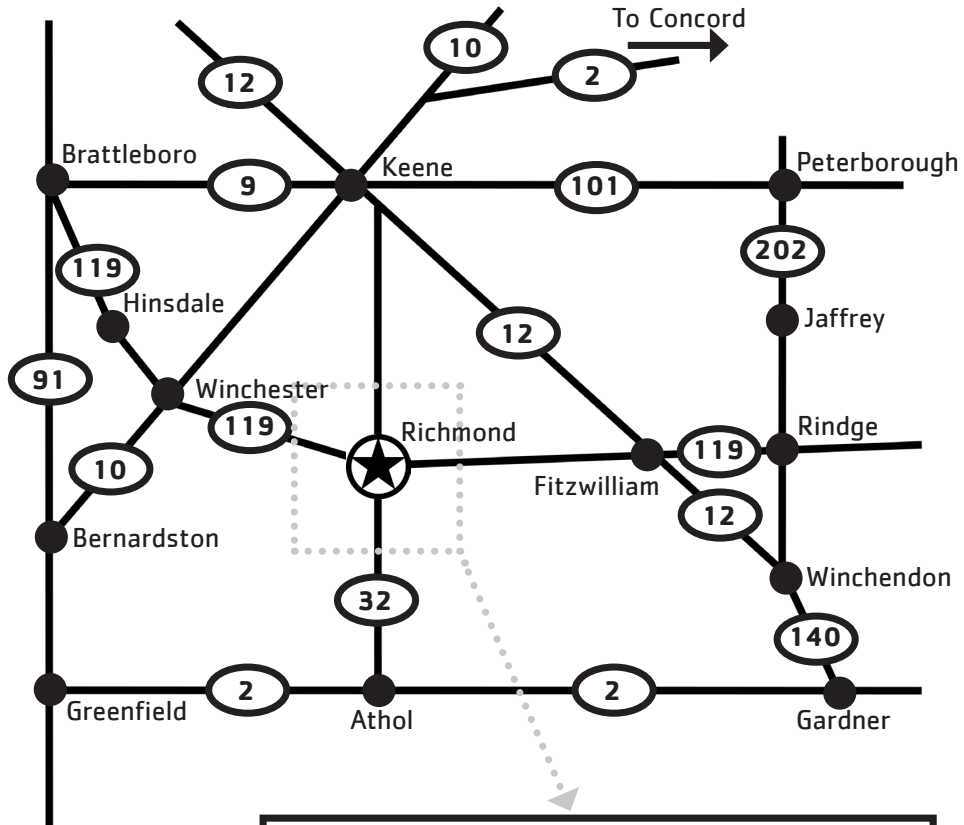
55 Fitzwilliam Road
 Richmond, NH 03470
 603-239-4781
 info@camptakodah.org

Winter Contact Information

32 Lake Street
 North Swanzey, NH 03431
 603-352-0447
 info@camptakodah.org

GPS

Most GPS navigation systems will lead you to camp accurately (or within .25 miles of camp). The camp entrance is clearly marked with "Camp Takodah" signs on both sides of 119. If you don't see those signs, then try going a little east or west until you find the actual entrance.



DIRECTIONS

From Brattleboro, Hinsdale, Winchester

- Follow Route 119 East to Richmond
- Camp entrance is .25 miles past the junction of Route 32 on the right

From Keene

- Take Route 12 to Route 32 South
- Follow Route 32 South 11.5 miles to Richmond
- Turn left on Route 119
- Camp entrance is .25 miles on the right

From Boston, Acton, Concord

- Take Route 2 West to Route 140 North
- Take Route 140 North to Route 12 North
- Take Route 12 North to Route 119 in Fitzwilliam
- Take Route 119 West 8 miles to camp entrance

